D62-084-MX-DCP

Industrial L2 PRO 4-Port Gigabit bt/PoH PoE, 2-Port Gigabit at PoE, Adjustable 24V/56V DC Passive PoE Switch with 12V/24V DC Output, 12-48V DC Input



The D62-084-MX-DCP is an industrial-grade L2 PRO PoE switch, delivering 6kV PoE surge protection and operating reliably in extreme temperatures from -40°C to 75°C for demanding environments. With support for 12–48VDC input, it provides IEEE 802.3bt/PoH (90W) and IEEE 802.3at (30W) outputs to power high-performance PoE devices such as PTZ and multi-sensor cameras, IP speakers, wireless APs, and more industrial applications.

In addition, its adjustable 24V or 56V DC Passive PoE outputs provide flexible power options for IEEE 802.3af PoE devices and a variety of Passive PoE wireless nodes, reducing installation complexity and eliminating the need for external power adapters. Beyond PoE, this switch offers 12V and 24V DC outputs to support non-PoE network devices. Its multi-port Gigabit PoE capability ensures efficient power and data delivery over a single cable, while SFP transceiver slots provide flexible uplink connectivity for scalable network deployments.

The D62-084-MX-DCP also embedded with AETEK's Network Topology System (NTS), an intuitive web-based interface, enabling features like automatic device discovery, real-time graphical topology view, PoE reboot, and cable diagnostics. Combined with its ruggedized design and advanced management tools, the D62-084-MX-DCP offers a reliable, flexible, and cost-effective solution for industrial and surveillance PoE networks.

Features

- Network Topology System
  - Automatic discovery for ONVIF camera
  - Generates camera topology map automatically
  - Cable diagnostic & reboot camera remotely
  - PoE management
  - Topology view / Floor view / Google map
  - Monitor / Configure / Manage ONVIF camera thru web
- PoE output: 90W bt/PoH PoE (Port 1-4) and 30W at PoE (Port 5-6)
- 24V/56V 2-pair/4-pari Adjustable passive PoE output(Port 7-8)
- 12V / 24V DC output ports
- Flexible SFP transceiver ports for uplink
- Operating temperature between -40°C and 75°C
- 6KV PoE surge protection
- Thermal-efficient design ensure reliable performance at full load for the stated input levels:
  Up to 100W @ 12V DC Input
  Up to 200W @ 24V DC Input
  Up to 400W @ 48V DC Input

Applications

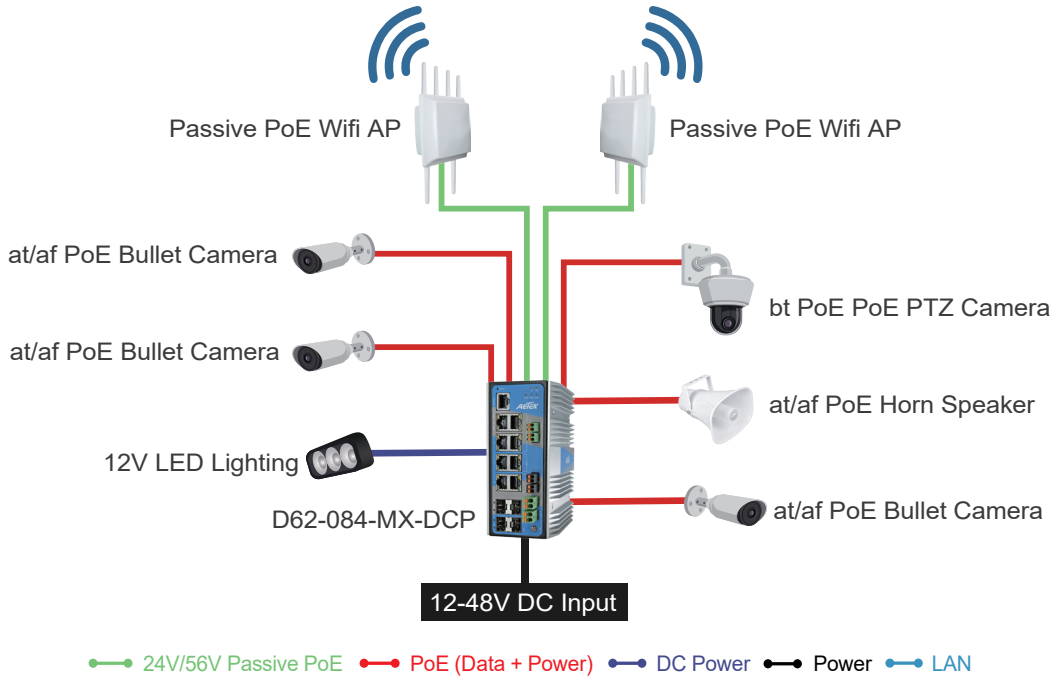

Applications

Power PoE (Data + Power) 12V/24V DC Power

NTS (Network Topology System)

Topology View

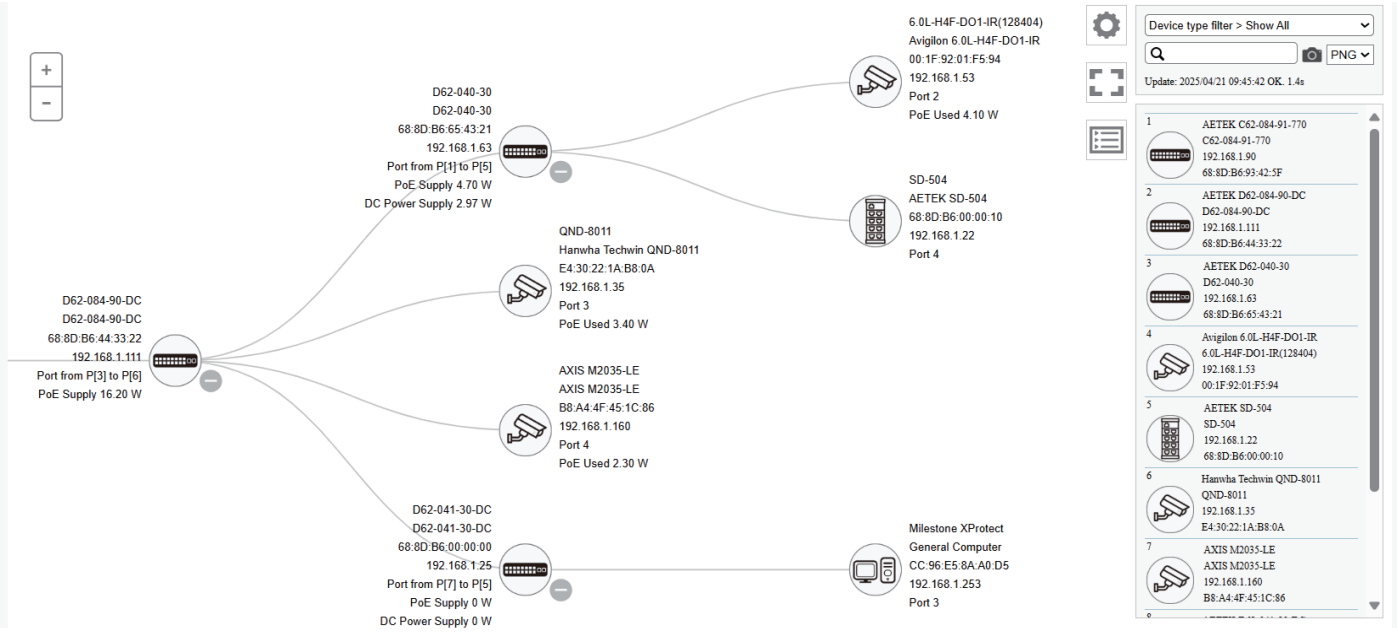

NTS (Network Topology System)

Google Map View

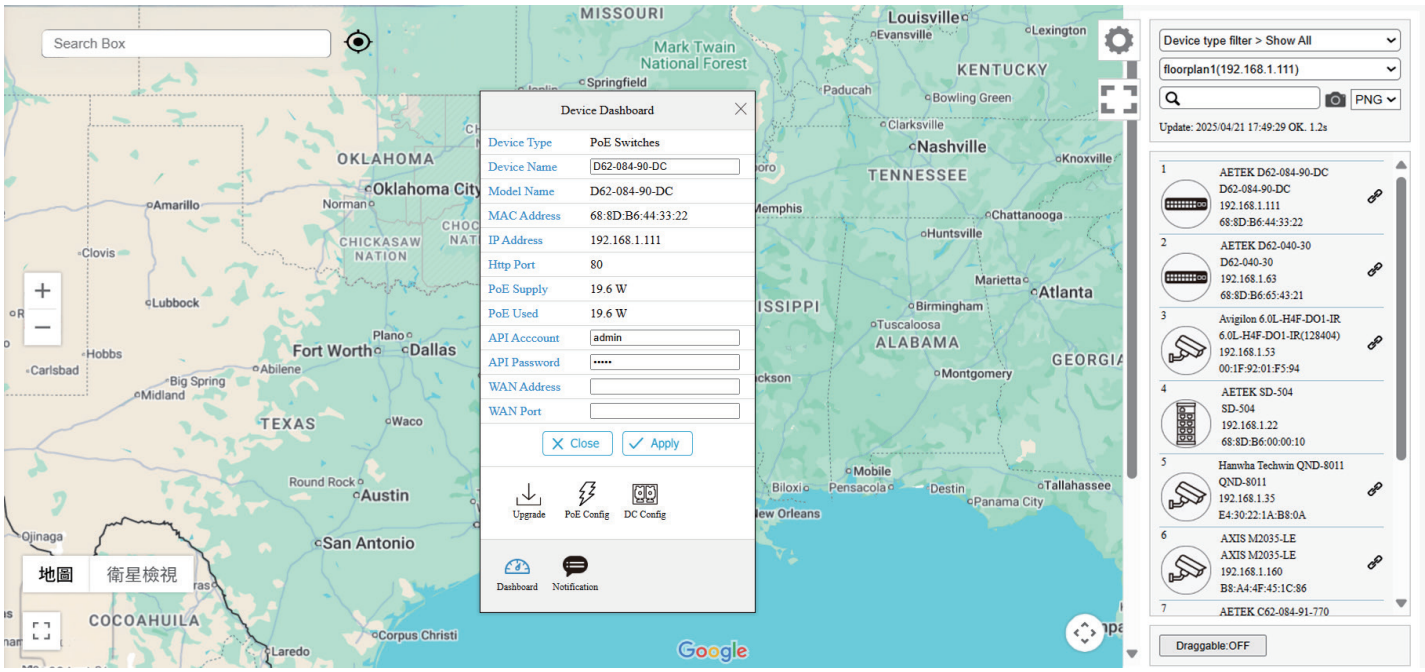

Floor Map View

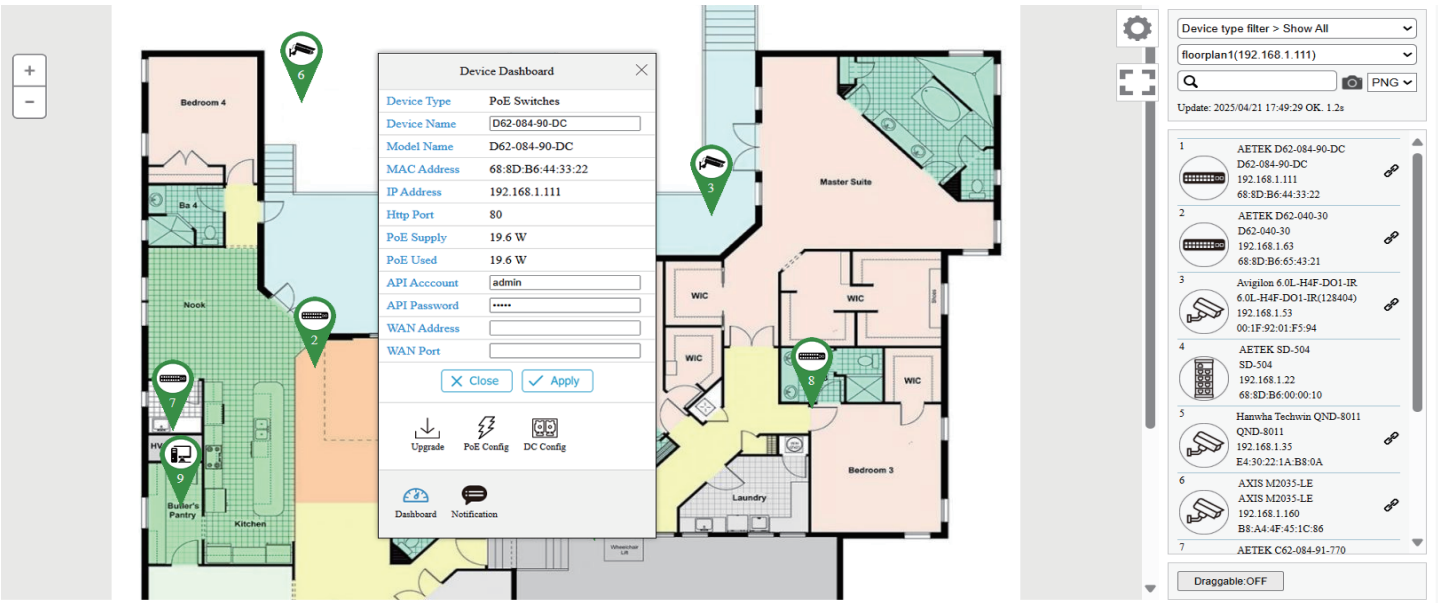

Device Dashboard

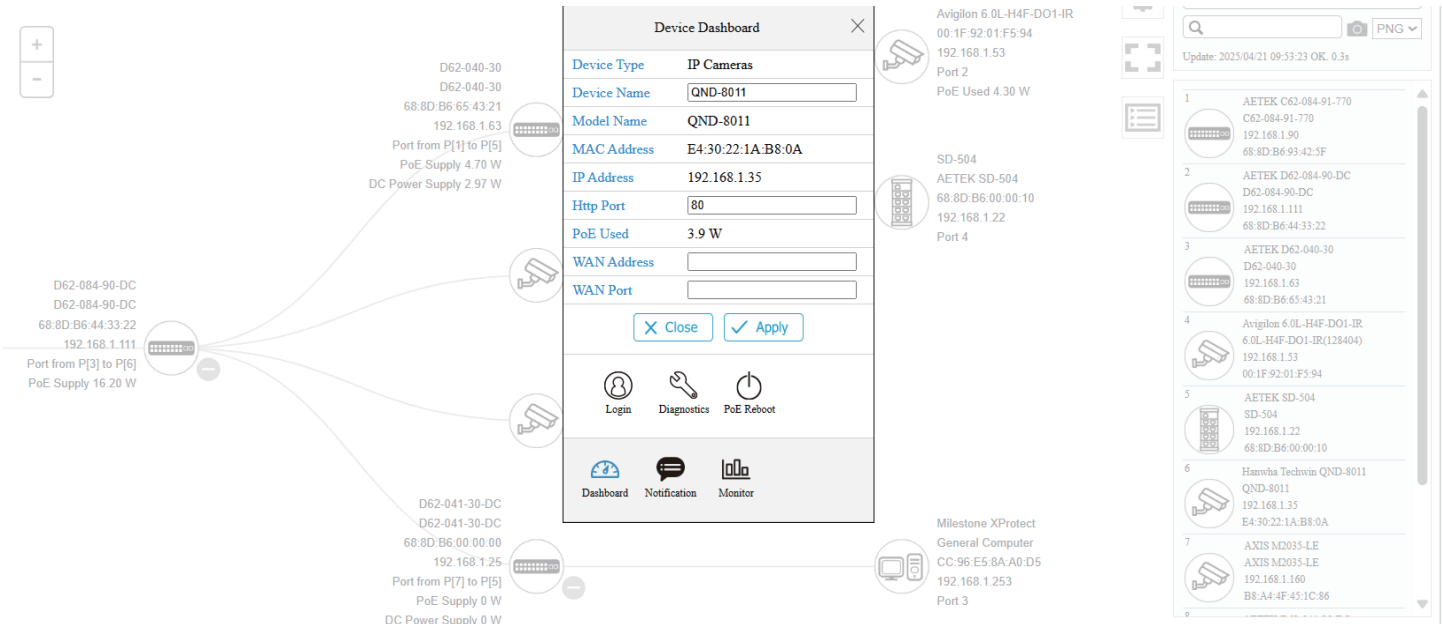

NTS (Network Topology System)

Cable Diagnostics

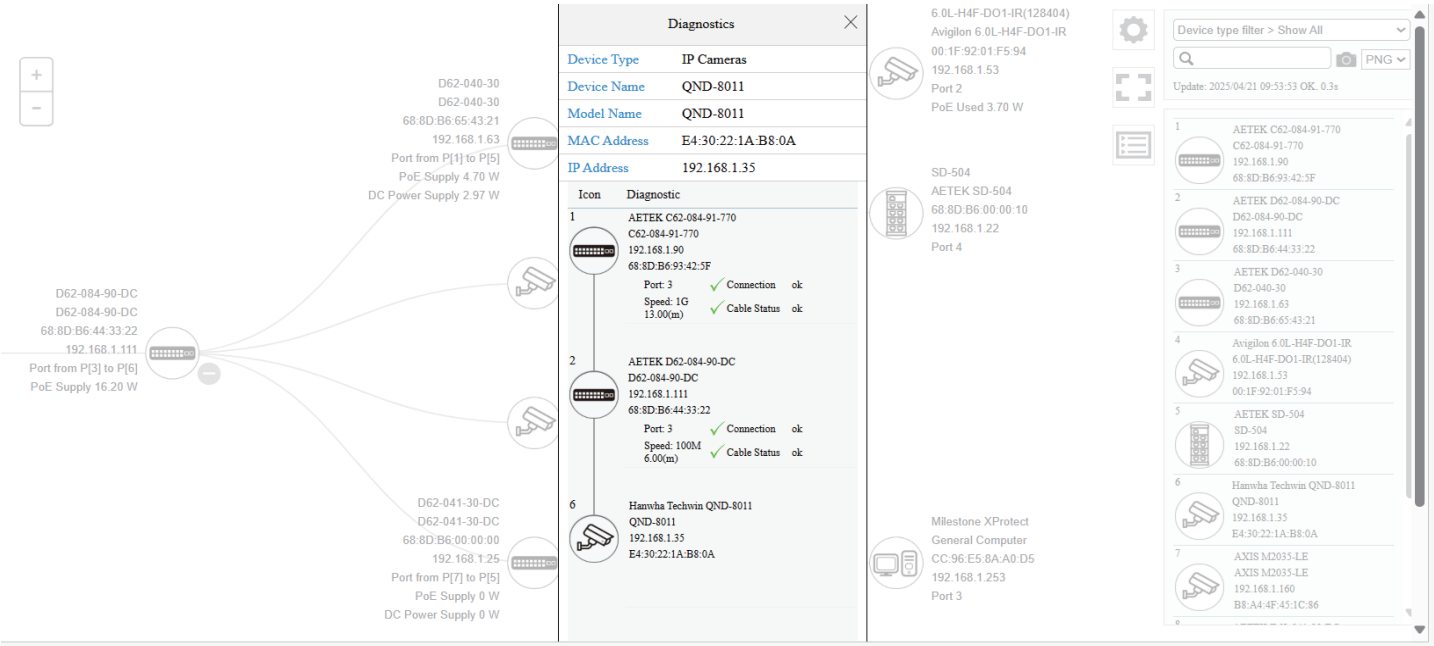

Device Throughput

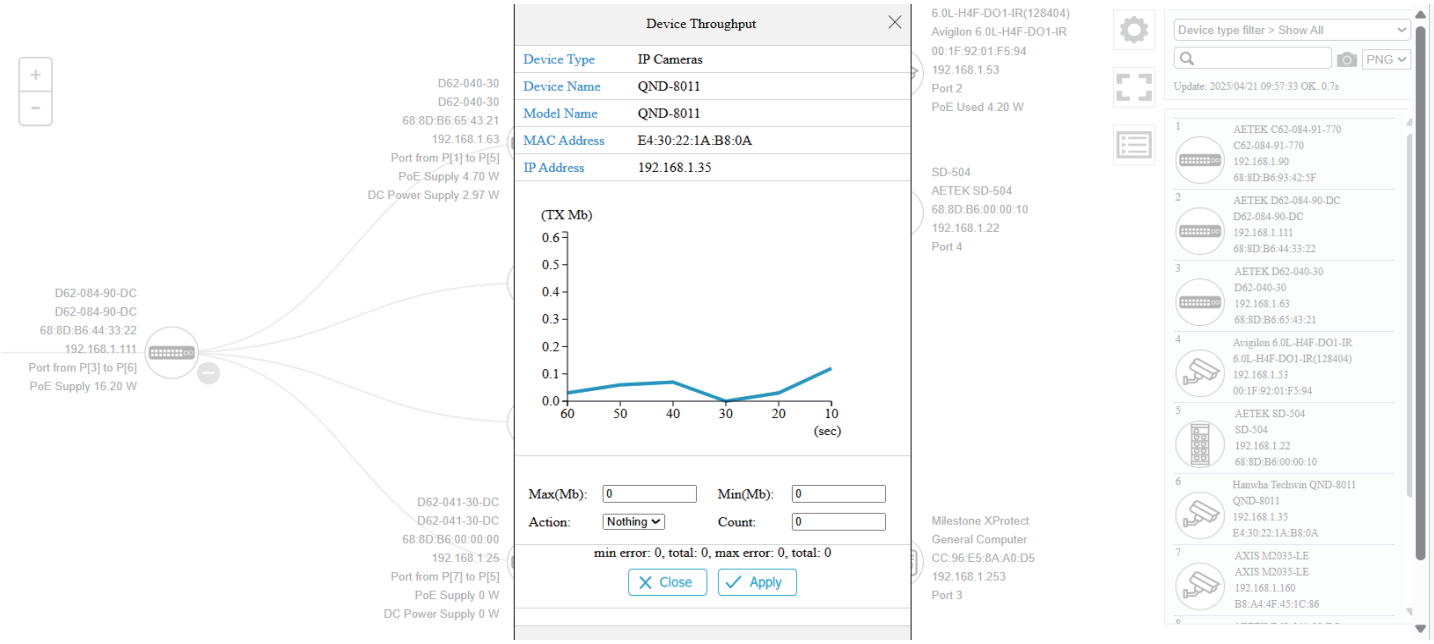

PoE Features

- **IEEE802.3bt/at/af**
- **Max. allowed 90W**
- **Port status table**

PoE Port Configuration

Local Port	PD Class	Power Used	Current Used	Priority	Port Status
1	-	0.00 [W]	0 [mA]	high	No PD detected
2	-	0.00 [W]	0 [mA]	high	No PD detected
3	-	0.00 [W]	0 [mA]	high	No PD detected
4	class0	2.65 [W]	50 [mA]	high	on
5	-	0.00 [W]	0 [mA]	high	No PD detected
6	-	0.00 [W]	0 [mA]	high	No PD detected
7	-	0.00 [W]	0 [mA]	high	No PD detected
8	-	0.00 [W]	0 [mA]	high	No PD detected
Total		2.00 [W]			

Apply Refresh

Specifications - Software

PoE Management	
Port Configuration	Supports per port PoE configuration function
PoE Scheduling	Supports per port PoE scheduling to turn on/off the PoE devices (PDs).
Auto-checking	Check the link status of PDs. Reboot PDs if there is no responses
Power Delay	The switch provides power to the PDs based on delay time when PoE switch boots up, in order to protect switch from misuse of the PDs.
IP Surveillance Graphical User Interface Specifications	
Automatic Discovery	Discover IP cameras complying ONVIF automatically
Topology View	Generate Topology maps to manage IP cameras
Floor view	It's easy to drag and drop PoE devices and help you to build smart workforces
Map view	Enhance efficiency to drag and drop devices and monitor surroundings on google map
Traffic Monitoring	Comprehensive chart to show traffic status
PoE Management	Reboot IP camera, Scheduling PoE on/off, alive checking, Power delay as PoE switch boots up, PoE configuration
Layer 2 Switching Specifications	
Spanning Tree Protocol	MAC Bridges Standard Spanning Tree (STP) 802.1d, Rapid Spanning Tree (RSTP) 802.1w, Multiple Spanning Tree (MSTP) 802.1s
IP/Mac Port Trunking	Link Aggregation Control Protocol (LACP) IEEE 802.3ad , Static aggregation.
VLAN	Supports up to 4K VLANs simultaneously (out of 4096 VLAN IDs), Port-based VLAN, 802.1Q tag-based VLAN
IGMP v1/v2 Snooping	IGMP limits bandwidth-intensive multicast traffic to only the requesters.
Layer 3 Switching Specifications	
DHCP Server	Assign IP to DHCP clients
Security	
IEEE 802.1X	IEEE802.1X: RADIUS authentication, authorization, MD5 hash, guest VLAN, single/multiple host mode and single/multiple sessions, Dynamic VLAN assignment
Port Security	Locks MAC addresses to ports, and limits the number of learned MAC address
Storm Control	Prevents traffic on a LAN from being disrupted by a broadcast, multicast, or unicast storm on a port
Loop Protection	To prevent unknown unicast, broadcast and multicast loops in Layer 2 switching configurations.
RADIUS/ TACACS+	Supports RADIUS and TACACS+ authentication. Switch as a client
QoS	
Classification	Port based, 802.1p VLAN priority based
Bandwidth Control	Ingress policer, Egress shaping and rate control, Per port
Management software	
Port Mirroring	Traffic on a port can be mirrored to another port for analysis with a network analyzer
IEEE 802.1ab (LLDP)	Used by network devices for advertising their identities, capabilities, and neighbors on an IEEE 802ab local area network
Web GUI Interface	Built-in switch configuration utility for browser-based device configuration
SNMP	SNMP version1, 2c, 3
Flow Control	The IEEE 802.3x standard for monitoring high speed switched networks. It gives complete visibility into the use of networks enabling performance optimization, accounting/billing for usage, and defense against security threats
Firmware Upgrade	Web browser upgrade HTTP and TFTP
NTP	Network Time Protocol (NTP) is a networking protocol for clock synchronization between computer systems over packet-switched
Other Management	System, HTTP, DHCP Client, Cable Diagnostics, Syslog, IPV4/IPV6 Management, SSH, Telnet

Specifications - Software

	D62-084-MX-DCP
Software function: NTS(Monitoring and management of surveillance)	
NTS Edge	support
NTS Server	support
Networking	
Total Gigabit Ethernet Ports	12
Gigabit Ethernet 802.3af/at PoE Ports	2
Gigabit Ethernet 802.3af/at/bt/PoH PoE Ports	4
Gigabit Ethernet Passive PoE Ports (Adjustable 24V/56V DC Passive PoE or 802.3af PoE)	2
Gigabit Ethernet SFP Ports (100M/1G)	4
Forwarding Capacity	17.856Mpps
Mac Table	8K
Jumbo Frames	9,216 Bytes
Switching Capacity	24 Gbps
Power	
Input Power	Dual 12-48V DC
Output Power per PoE Port	(Port 1-4) PoE IEEE 802.3af (Max. 15.4W) PoE+ IEEE 802.3at (Max. 30W) PoE++ IEEE 802.3bt/PoH (Max. 90W) (Port 5-6) PoE IEEE 802.3af (Max. 15.4W) PoE+ IEEE 802.3at (Max. 30W)
Output PoE Power Pin Assignment	at: 12(+), 36(-) bt: 12(-), 36(+), 45(+), 78(-)
Adjustable output passive PoE or af PoE Port	(Port 7-8) 18W @ 2-pair 24V DC 36W @ 4-pair 24V DC 45W @ 2-pair 56V DC 90W @ 4-pair 56V DC PoE IEEE 802.3af (Max. 15.4W) PoE+ IEEE 802.3at (Max. 30W)
Output Passive PoE Power Pin Assignment	2-pair PoE: 45(+), 78(-) 4-pair PoE: 12(+), 36(-), 45(+), 78(-)
Output Power per DC Port	1 x 12V DC@2A 1 x 24V DC@1A
Standby Power Consumption	12V DC: 5.28W 24V DC: 5.76W 48V DC: 5.78W
Total Output Power Budget	12V DC: 100W 24V DC: 200W 48V DC: 400W
Power Efficiency	12V DC: 91.22% 24V DC: 95.41% 48V DC: 96.94%
ESD	Contact ±6 KV, Air ±8 KV
Surge Protection per PoE Port	Online Common mode : ±6 KV
Surge Protection for DC Power Output	Differential mode : ±1 KV
Surge Protection for DC Power Input	Differential mode : ±1 KV
Surge Protection for DI/DO Port	Differential mode : ±6 KV
Mechanical	
Dimensions (W x D x H)	77.3 x 122 x 150 mm (3.0 x 4.8 x 5.9 in)
Weight	1.84 kg (4.06 lb)
DI	Dry Contact: Logic level 1: Close to GND Logic level 0: Open
DO	24V DC/1A (Max)
Console	RJ45
Cooling Fan	Fanless
Mounting	Din-Rail / Wall Mount
Environmental limits	
IP Rating / IK Rating	IP30
Operating Temperature	-40°C ~ 75°C (-40°F ~ 167°F)
Storage Temperature	-40°C ~ 85°C (-40°F ~ 185°F)
Operating Humidity	5% ~ 95% non-condensing

Specifications - Software

	D62-084-MX-DCP
Regulatory/ Approvals	
EMC	CE, FCC, VCCI, C-Tick
Safety	IEC62368-1, UL60950-1
Surge	EN61000-4-5
Shock	IEC 60068-2-27
Free Fall	IEC 60068-2-31
Vibration	IEC 60068-2-6
MTBF	>50000 hours
Optional Accessories	
Industrial Power Supply	DRL-48V120W1EN : 48V/120W DRL-48V240W1EN : 48V/240W DRL-48V480W1EN : 48V/480W
SFP Module	SFP Module Model Table
Junction Box	JB-200

Dimensions

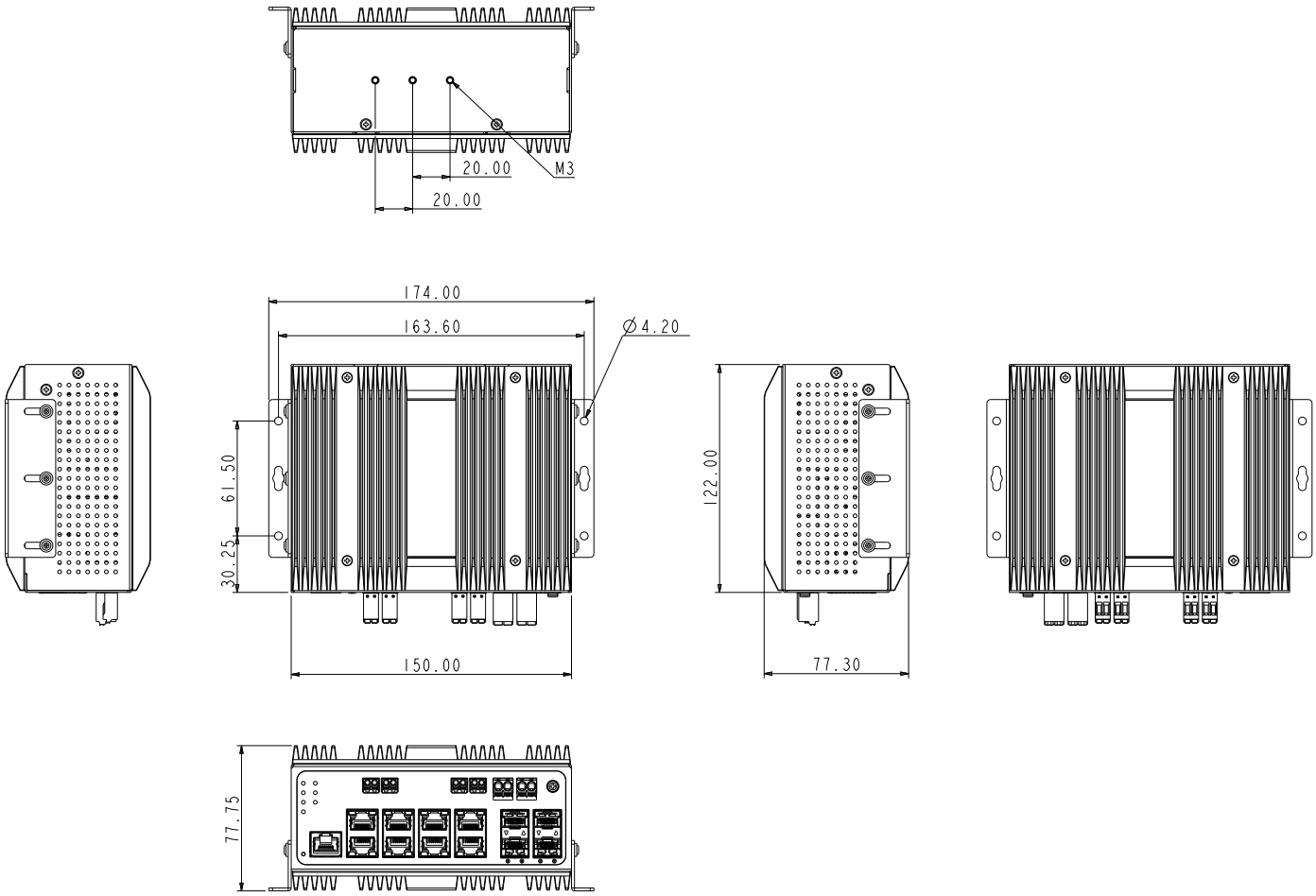

Optional Accessories

SFP Modules

SFP-ISX-X5
Industrial Gigabit SFP Transceiver

- MMF
- 0.5 km
- -40°C ~85°C

SFP-ISX-02
Industrial Gigabit SFP Transceiver

- MMF
- 2 km
- -40°C ~85°C

SFP-ILX-10
Industrial Gigabit SFP Transceiver

- SMF
- 10 km
- -40°C ~85°C

SFP-ILX-40
Industrial Gigabit SFP Transceiver

- SMF
- 40 km
- -40°C ~85°C

SFP Modules

SFP-ILX-80
Industrial Gigabit SFP Transceiver

- SMF
- 80 km
- -40°C ~85°C

Industrial Power Supply

DRL-48V120W1EN
Industrial Din-Rail Power Supply,
48VDC, 120W, -30°C ~ 70°C

DRL-48V240W1EN
Industrial Din-Rail Power Supply,
48VDC, 240W, -30°C ~ 70°C

DRL-48V480W1EN
Industrial Din-Rail Power Supply,
48VDC, 480W, -30°C ~ 70°C

Pole Mount

AT-100
Pole Mount Adapter

AT-101
Pole Mount Adapter

Corner Mount



AT-200
Corner Mount Adapter

Jounction Box

JB-200
Junction Box

All specifications are subject to change without notice. Copyright © AETEK INC. All rights reserved.
6F, No.192-1, Lien-Cheng Rd., Chung-Ho, New Taipei City, 235, Taiwan, R.O.C. T: +886-2-82452822 E:sales@aetektec.com W: www.aetektec.com