C62 series

L2 PRO 90W bt PoE Switches

802.1Q VLAN | Full Ports Gigabit | bt / at PoE | Network Topology | RING | ONVIF

The C62 series from AETEK offers a broad range of **NTS L2 PRO Managed PoE Switches**, equipped with multi-port Gigabit PoE (10M/100M/1G) and SFP transceiver (100M/1G) slots for flexible link. The C62 series has two sub-models including 4 ports and 8 ports complying with IEEE 802.3bt/at/af standards with sufficient PoE power budget for any application.

Besides a NTS L2 PRO Managed PoE switch, C62 series is also an IP camera controller specially designed for easy overview & management of IP cameras complying with ONVIF, even if installers is not familiar with advanced software of NTS L2 PRO Managed PoE switch. A centralized Web GUI (Graphic User Interface) makes it easy to find cameras and generate topology automatically once ONVIF IP cameras are connected to C62 series. Meanwhile, installers can easily catch comprehensive individual camera information including camera list, IP/MAC address, topology, power consumption, and traffic monitoring thru web browser.

Features

- Layer 2 Switch
  - 802.1d (STP), 802.1w (RSTP), 802.1s (MSTP)
  - Loop protection
  - SNMP v1/v2c/v3
  - QoS
  - VLAN
  - Ethernet cable length measurement
  - DHCP Server
- Network Topology System
  - Automatic discovery for ONVIF camera
  - Generates camera topology map automatically
  - Cable diagnostic & reboot camera remotely
  - PoE management
  - Topology view / Floor view / Google map
  - Monitor / Configure / Manage ONVIF camera thru web
- Flexible SFP transceiver ports for uplink
- Supports 10/100/1000Mbps data rates
- Support Auto-MDI/MDIX
- Built-in 6KV surge protection for each PoE port
- IEEE 802.3az Energy Efficient Ethernet standard for green power
- 19" Rackmount installation

Applications

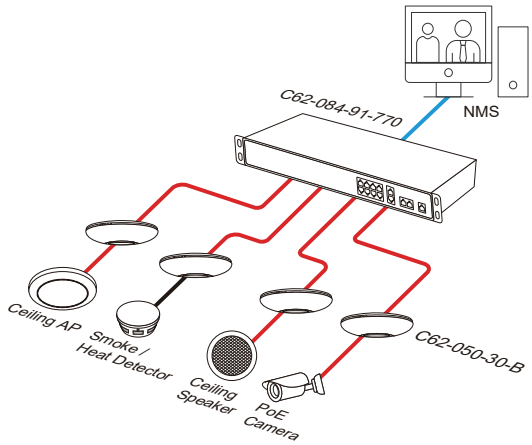



IP Camera Controller Features

Device List

Show 10 entries Search:

Status	Device Type	Model Name	Device Name	MAC	IP Address
Online	PoESW	C62-084-91-770	C62-8p @ 203 name	68:8D:B6:00:CB:00	192.168.10.203
Online	PoESW	H60-084-30-250	H60-8p @ 209 name	68:8D:B6:00:D1:00	192.168.10.209
Online	IPMX	M6000-AIW	M6000-AIW	68:8D:B6:01:E1:B1	192.168.10.165
Online	IP Camera	SNC-VB635	Sony	D8:D4:3C:DD:F5:C7	192.168.10.122
Online	IP Camera	WV-S1131	Panasonic_WV-S1131	BC:C3:42:71:79:D0	192.168.10.104
Online	IPSG	SD-504	SD-504	68:8D:B6:00:00:01	192.168.10.108
Online	PC	General Computer	FC2564	00:50:56:2D:FA:AC	192.168.10.201
Online	Others	Unknown model	Unknown name	04:D4:C4:2C:B5:EC	192.168.10.1
Online	Others	Unknown model	Unknown name	94:C6:91:5F:9E:EA	192.168.10.180
Online	PC	General Computer	MIS-TEMP-NB4	A0:A8:CD:26:FE:FD	192.168.10.192

Showing 1 to 10 of 29 entries Previous 1 2 3 Next

Edit

Topology View

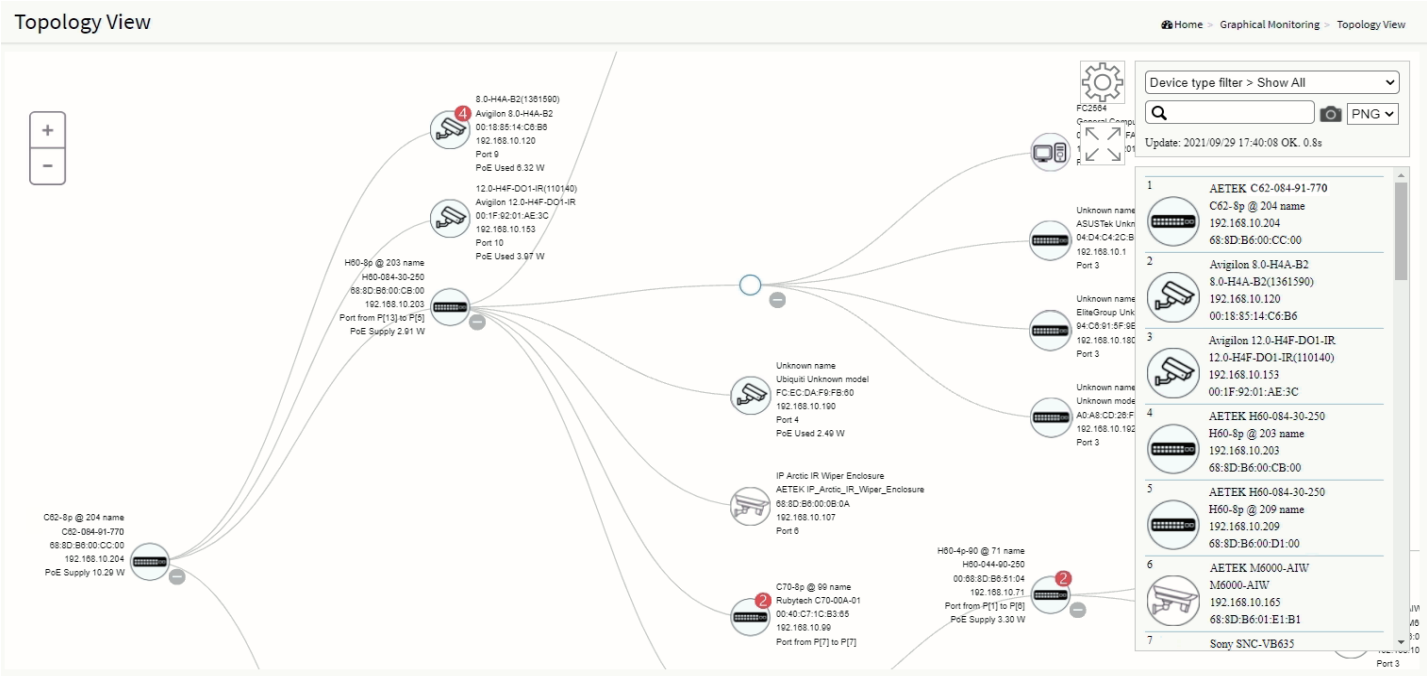

Device Dashboard

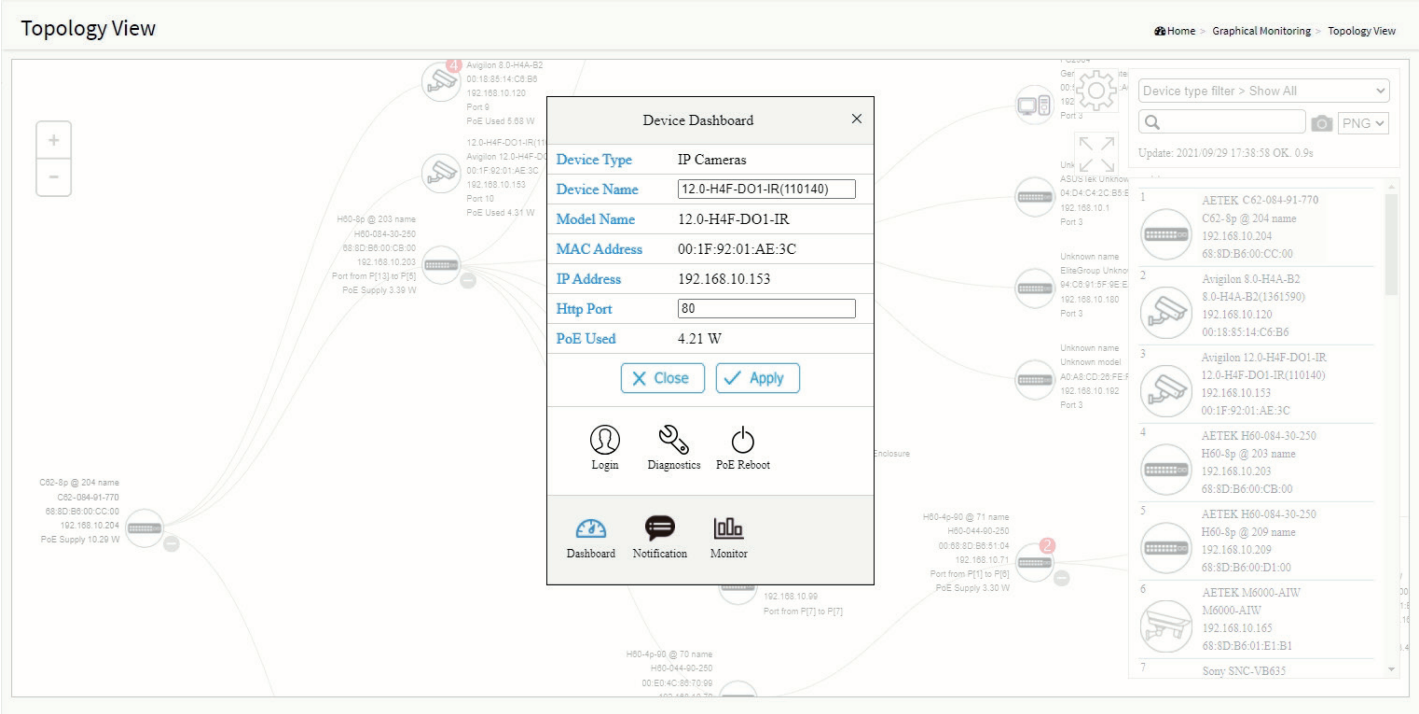

Floor Map View

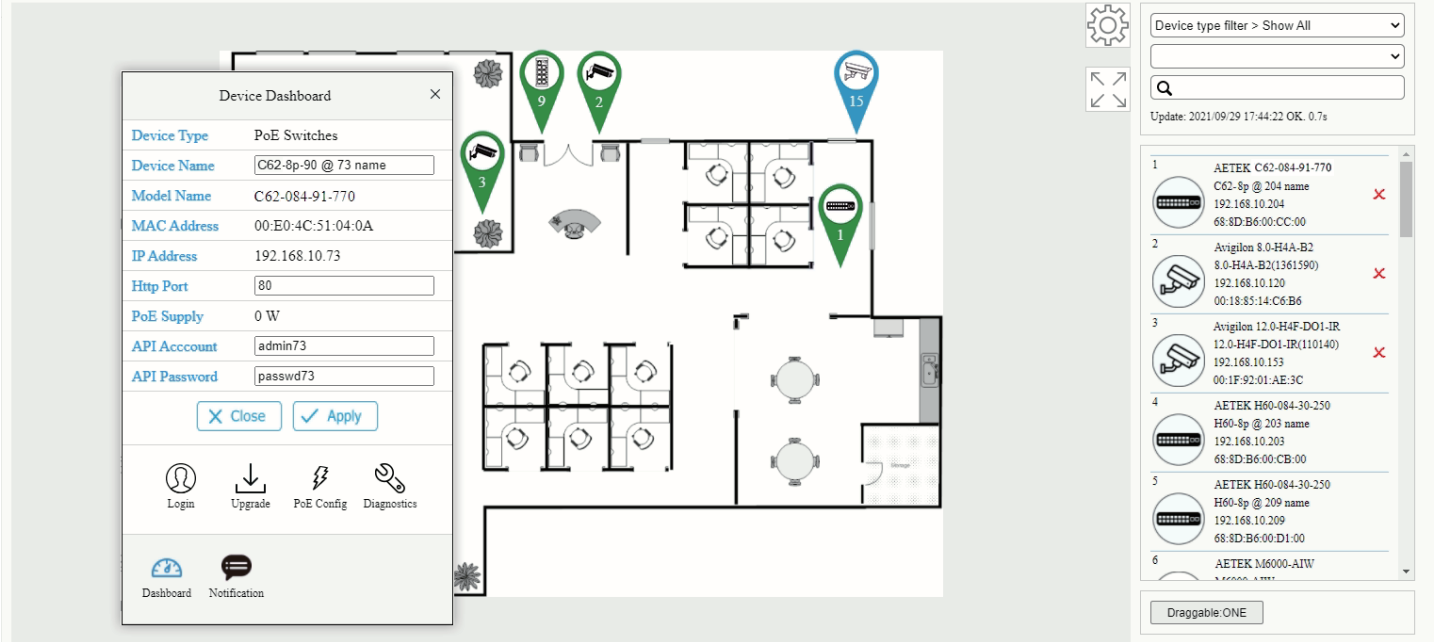

Google Map View

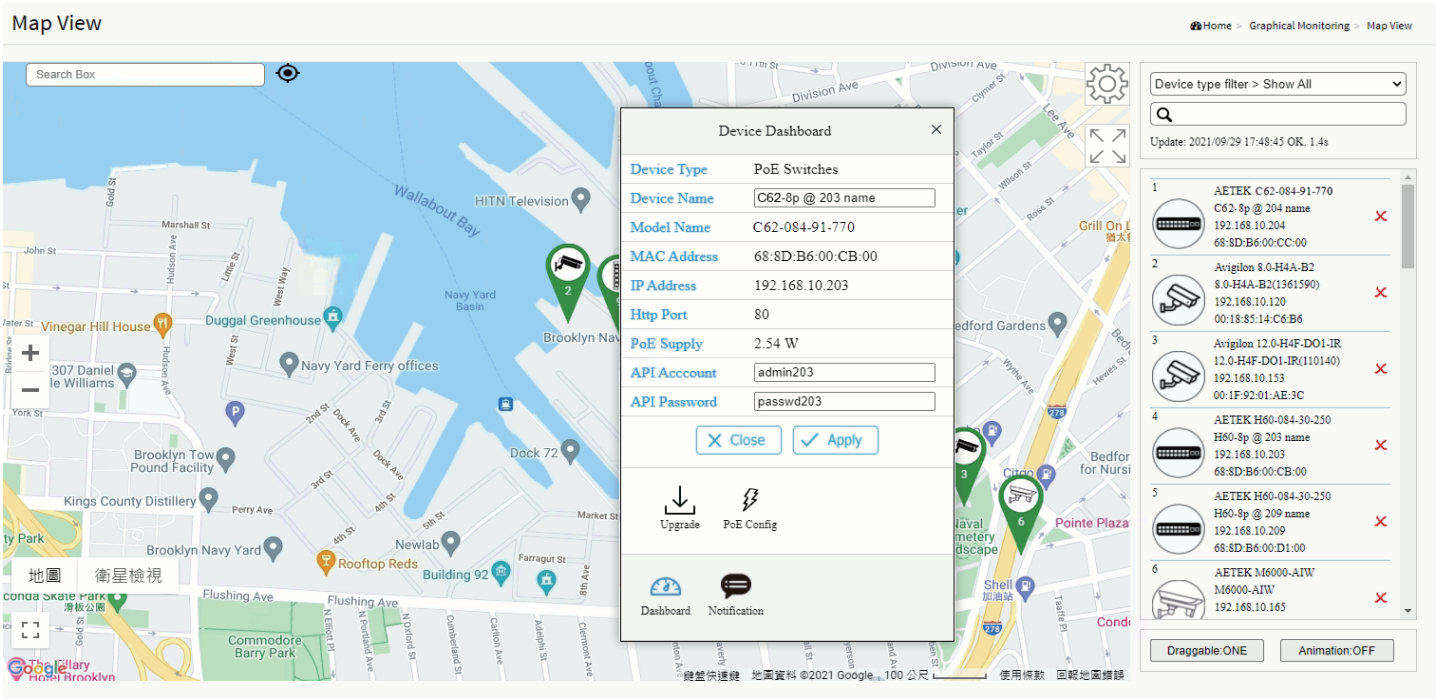

Cable Diagnostics

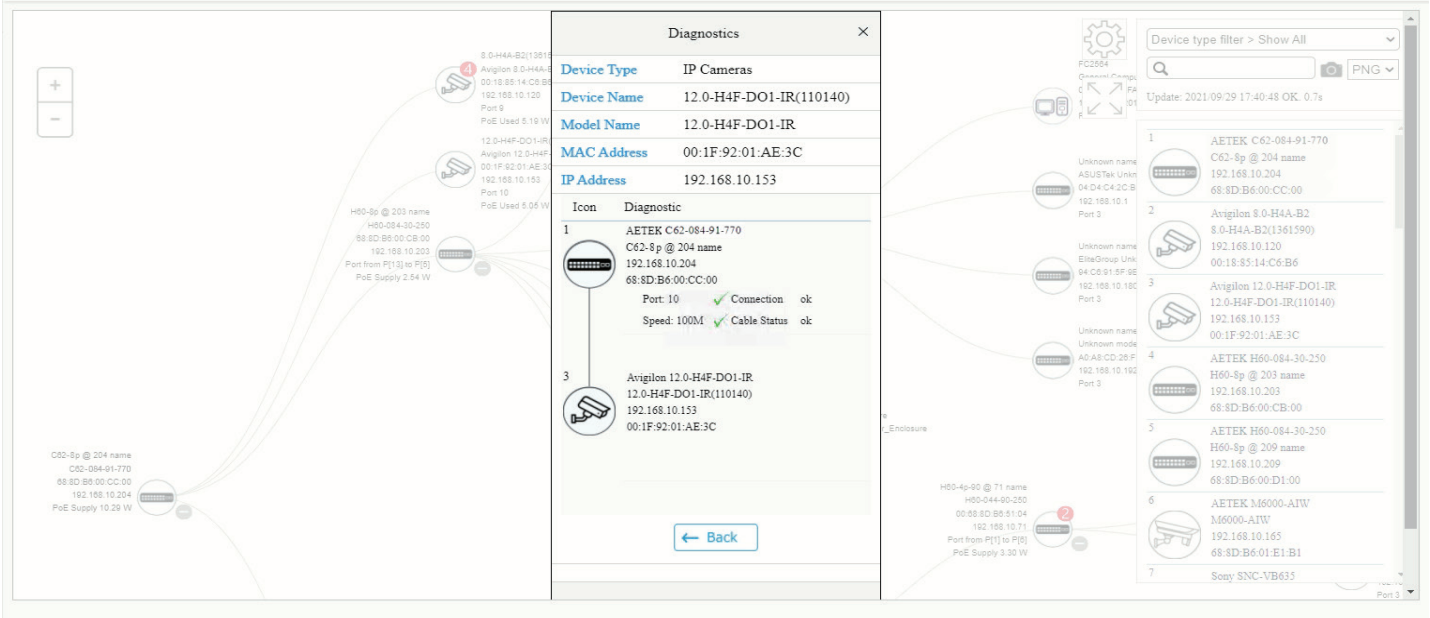

Technical Specifications - Software

IP Surveillance Graphical User Interface Specifications	
Auto Discovery	Discover IP cameras complying ONVIF automatically
Topology View	Generate Topology maps to manage IP cameras
Traffic Monitor	Comprehensive chart to show traffic status
Cable Diagnostic	Real time to verify the cable status
PoE Management	Reboot IP camera, alive checking, PoE configuration, PoE status, Link status
PoE Management	
Port Configuration	Supports per port PoE configuration function
PoE Scheduling	Supports per port PoE scheduling to turn on/off the PoE devices (PDs).
Auto-checking	Check the link status of PDs. Reboot PDs if there is no responses
Power Delay	The switch provides power to the PDs based on delay time when PoE switch boots up, in order to protect switch from misuse of the PDs.
Layer 2 Switching Specifications	
Spanning Tree Protocol (STP)	MAC Bridges Standard Spanning Tree 802.1d, Rapid Spanning Tree (RSTP) 802.1w, Multiple Spanning Tree (MSTP) 802.1s
IP/Mac Port Trunking	Link Aggregation Control Protocol (LACP) IEEE 802.3ad , Static aggregation.
VLAN	Supports up to 4K VLANs simultaneously (out of 4096 VLAN IDs), Port-based VLAN, 802.1Q tag-based VLAN
IGMP v1/v2 Snooping	IGMP limits bandwidth-intensive multicast traffic to only the requesters.
Layer 3 Switching Specifications	
DHCP Server	Assign IP to DHCP clients
Security	
Port Security	Locks MAC addresses to ports, and limits the number of learned MAC address
Storm Control	Prevents traffic on a LAN from being disrupted by a broadcast, multicast, or unicast storm on a port
Loop Protection	To prevent unknown unicast, broadcast and multicast loops in Layer 2 switching configurations.
QoS	
Classification	Port based, 802.1p VLAN priority based
Bandwidth Control	Ingress policer, Egress shaping and rate control, Per port
Management software	
Port Mirroring	Traffic on a port can be mirrored to another port for analysis with a network analyzer
IEEE 802.1ab (LLDP)	Used by network devices for advertising their identities, capabilities, and neighbors on an IEEE 802ab local area network
Web GUI Interface	Built-in switch configuration utility for browser-based device configuration
SNMP	SNMP version1, 2c, 3
Flow Control	The IEEE 802.3x standard for monitoring high speed switched networks. It gives complete visibility into the use of networks enabling performance optimization, accounting/billing for usage, and defense against security threats
Firmware Upgrade	Web browser upgrade HTTP and TFTP
NTP	Network Time Protocol (NTP) is a networking protocol for clock synchronization between computer systems over packet-switched
Other Management	System, HTTP, HTTPS, DHCP Client, Cable Diagnostics, Syslog, IPV4/IPV6 Management

Technical Specifications-Hardware

	C62-044-91-380	C62-084-91-770
Network Specifications		
Total Gigabit Ports	8	12
Gigabit PoE Port (10M / 100M / 1G) IEEE 802.3 10BaseT IEEE 802.3u 100BaseTX IEEE 803.3ab 1000BaseTX	4 x 90W bt PoE	8 x 90W bt PoE
SFP Slots (100M/1G)	2	2
Gigabit RJ45 Port	2	2
Auto MDI / MDIX	v	v
1Gbps Full Duplex 100Mbps Full / Half Duplex 10Mbps Full / Half Duplex	v	v
Forwarding Capacity	11.904Mpps	17.856Mbps
Mac Table	8 k	8 k
Jumbo Frames	9,216 Bytes	9,216 Bytes
Switching Capacity	16 Gbps	24 Gbps
Power Specifications		
Input Voltage	100VAC ~ 240VAC	100VAC ~ 240VAC
Output Voltage Range /per PoE Port	54 VDC PoE IEEE 802.3af (Max. 15.4W) output PoE+ IEEE802.3at (Max. 30W) output PoE++ IEEE802.3bt (Max. 90W) output	54 VDC PoE IEEE 802.3af (Max. 15.4W) output PoE+ IEEE802.3at (Max. 30W) output PoE++ IEEE802.3bt (Max. 90W) output
PSE Power Pin Assignment	12(-),36(+),45(+),78(-)	12(-),36(+),45(+),78(-)
PoE Power Budget	360W	720W
Surge Protection / each PoE Port	6KV	6KV
Mechanical Specifications		
Dimensions (L x W x H)	320 x 207 x 44 mm	440 x 200 x 44 mm
Weight	3KG	3.5KG
Environmental Specifications		
Operating Temperature	0°C ~ 50°C (32°F ~ 122°F)	0°C ~ 50°C (32°F ~ 122°F)
Storage Temperature	-20°C ~ 70°C (-4°F ~ 158°F)	-20°C ~ 70°C (-4°F ~ 158°F)
Operating Humidity	10% to 90% non-condensing	10% to 90% non-condensing
Certifications		
EMC	CE, FCC, VCCI, C-Tick Class A	CE, FCC, VCCI, C-Tick Class A
Safety	EN62368-1, UL60950-1	EN62368-1, UL60950-1
Surge	IEC-61000-4-5	IEC-61000-4-5

Ordering Information

Ceiling PoE Switches

C62-044-91-380
- 4xGbE 90W bt PoE + 2xGbE SFP+2xGbE RJ45
- 360W PoE Power Budget

C62-084-91-770
- 8xGbE 90W bt PoE + 2xGbE SFP+2xGbE RJ45
- 720W PoE Power Budget

Optional Accessories

SFP Modules

SFP-SX-X5
Gigabit SFP Transceiver
- MMF
- 0.5 km
- 0°C ~70°C

SFP-SX-02
Gigabit SFP Transceiver
- MMF
- 2 km
- 0°C ~70°C

SFP-LX-10
Gigabit SFP Transceiver
- SMF
- 10 km
- 0°C ~70°C

SFP-LX-40
Gigabit SFP Transceiver
- SMF
- 40 km
- 0°C ~70°C

All specifications are subject to change without notice. Copyright © AETEK INC. All rights reserved. Ver. 2
6F, No.192-1, Lien-Cheng Rd., Chung-Ho, New Taipei City, 235, Taiwan, R.O.C. T: +886-2-82452822 E:sales@aetektec.com W: www.aetektec.com