C60-V2 series

Indoor L2 PRO PoE Switches

802.1Q VLAN | RING | DHCP Server | Network Topology | ONVIF | Full Ports Gigabit | Fiber-Optical | 30W PoE

The C60-V2 series from AETEK offers a broad range of NTS L2 **Managed PoE Switches**, equipped with multi-port Gigabit PoE (10M/100M/1G) and SFP transceiver (100M/1G) slots for flexible link. The C60-V2 series has three sub-models including 8 ports, 16 ports, and 24 ports complying with IEEE 802.3af/at standards with sufficient PoE power budget for any application.

Besides a NTS L2 Managed PoE switch, C60-V2 series is also an IP camera controller specially designed for easy overview & management of IP cameras complying with ONVIF, even if installers is not familiar with advanced software of NTS L2 Managed PoE switch. A centralized Web GUI (Graphic User Interface) makes it easy to find cameras and generate topology automatically once ONVIF IP cameras are connected to C60-V2 series. Meanwhile, installers can easily catch comprehensive individual camera information including camera list, IP/MAC address, topology, power consumption, and traffic monitoring thru web browser.

Features

- Layer 2 Switch
  - 802.1d (STP), 802.1w (RSTP), 802.1s (MSTP)
  - Loop protection
  - SNMP v1/v2c/v3
  - QoS
  - VLAN
  - Ethernet cable length measurement
  - DHCP Server
- Network Topology System
  - Automatic discovery for ONVIF camera
  - Generates camera topology map automatically
  - Cable diagnostic & reboot camera remotely
  - PoE management
  - Topology view / Floor view / Google map
  - Monitor / Configure / Manage ONVIF camera thru web
- Flexible SFP transceiver ports for uplink
- 15.4W/30W per port IEEE802.3af/at compliant
- Supports 10/100/1000Mbps data rates
- Support Auto-MDI/MDIX
- Built-in 6KV surge protection for each PoE port
- IEEE 802.3az Energy Efficient Ethernet standard for green power
- 19" Rackmount installation

Applications

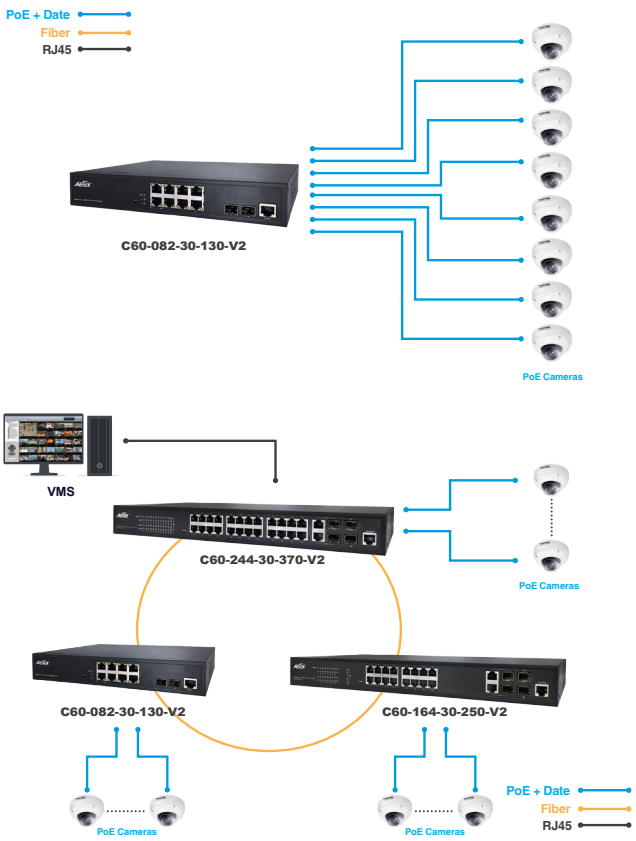

IP Camera Controller Features

Device List

Show 10 entries Search:

Status	Device Type	Model Name	Device Name	MAC	IP Address
Online	PoESW	H60-084-30-250	H60-8p @ 203 name	68:8D:B6:00:CB:00	192.168.10.203
Online	PoESW	H60-084-30-250	H60-8p @ 209 name	68:8D:B6:00:D1:00	192.168.10.209
Online	IPMX	M6000-AIW	M6000-AIW	68:8D:B6:01:E1:B1	192.168.10.165
Online	IP Camera	SNC-VB635	Sony	D8:D4:3C:DD:F5:C7	192.168.10.122
Online	IP Camera	WV-S1131	Panasonic_WV-S1131	BC:C3:42:71:79:D0	192.168.10.104
Online	IPSG	SD-504	SD-504	68:8D:B6:00:00:01	192.168.10.108
Online	PC	General Computer	FC2564	00:50:56:2D:FA:AC	192.168.10.201
Online	Others	Unknown model	Unknown name	04:D4:C4:2C:B5:EC	192.168.10.1
Online	Others	Unknown model	Unknown name	94:C6:91:5F:9E:EA	192.168.10.180
Online	PC	General Computer	MIS-TEMP-NB4	A0:A8:CD:26:FE:FD	192.168.10.192

Showing 1 to 10 of 29 entries Previous 1 2 3 Next

Edit

Topology View

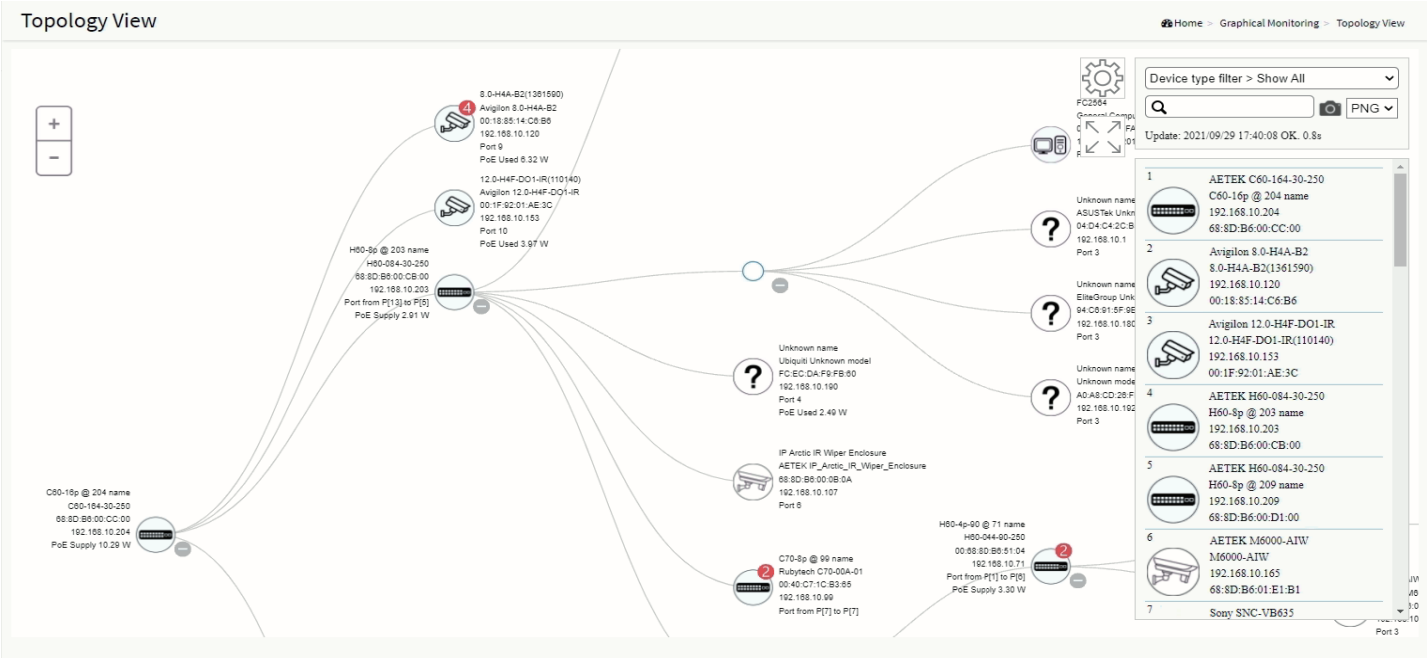

Device Dashboard

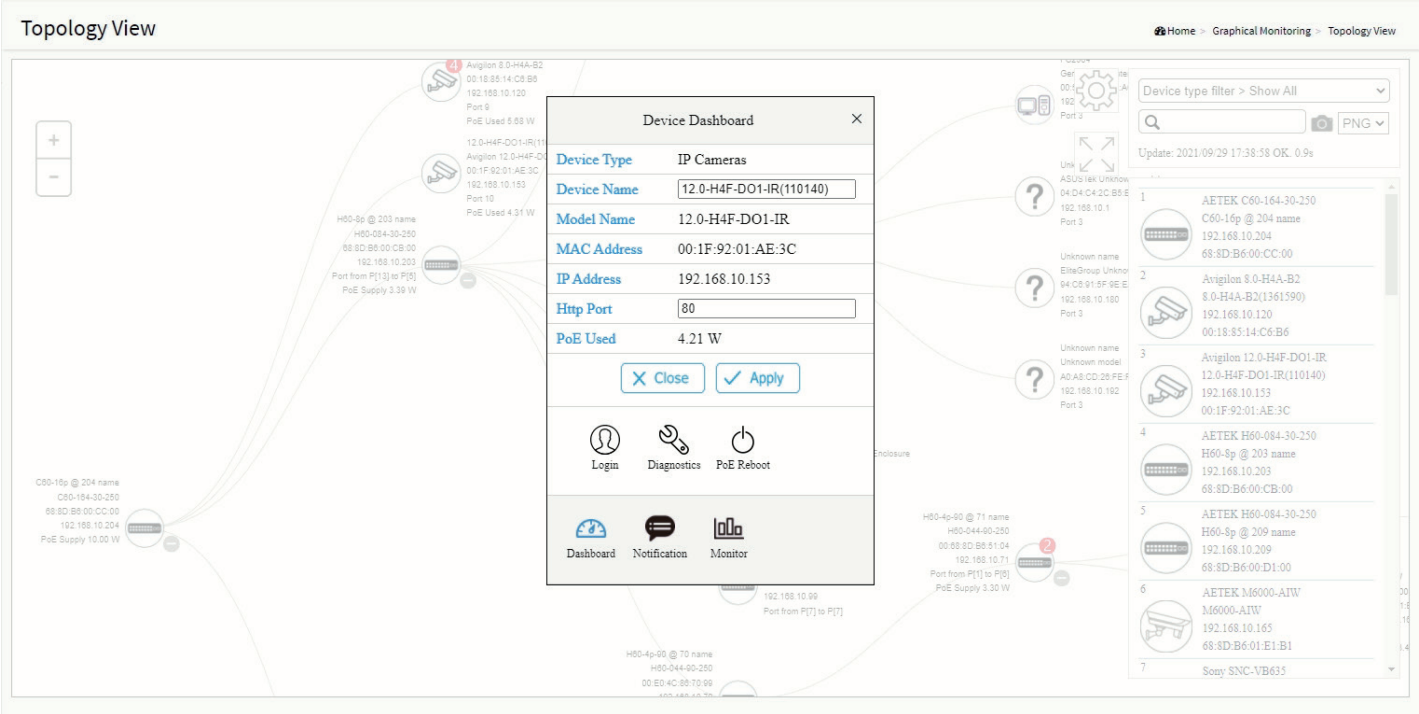

Floor Map View

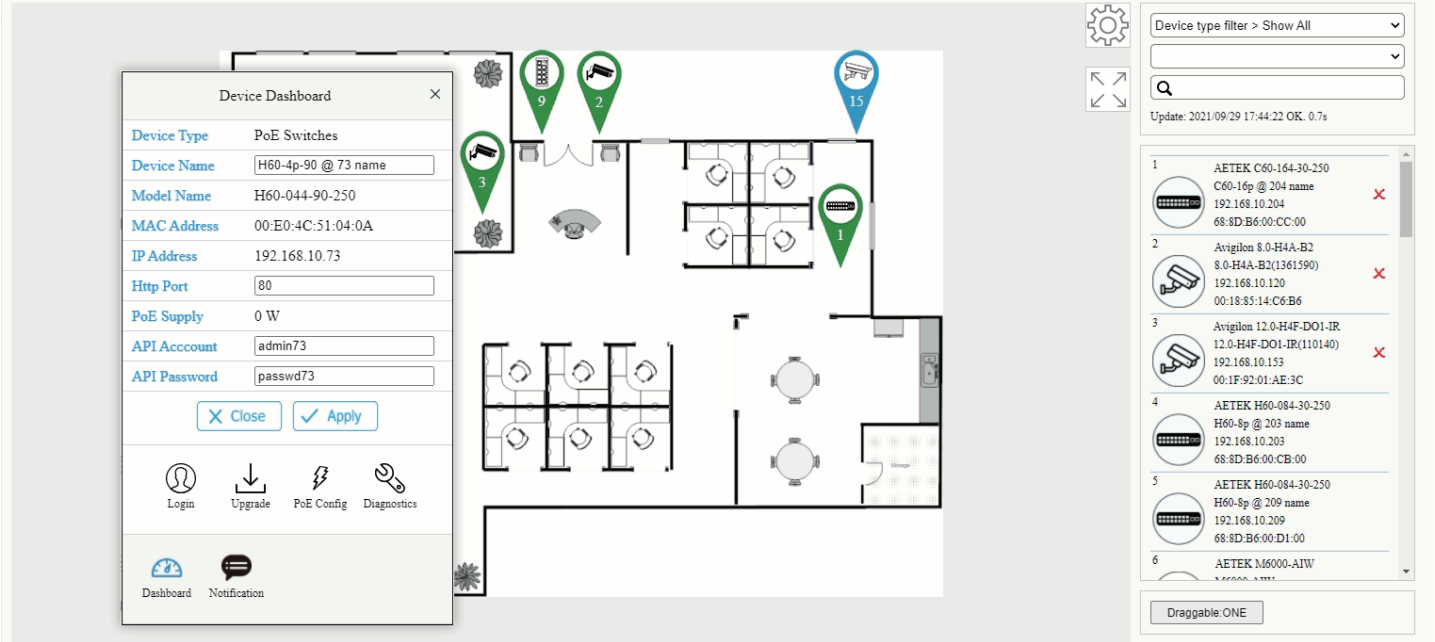

Google Map View

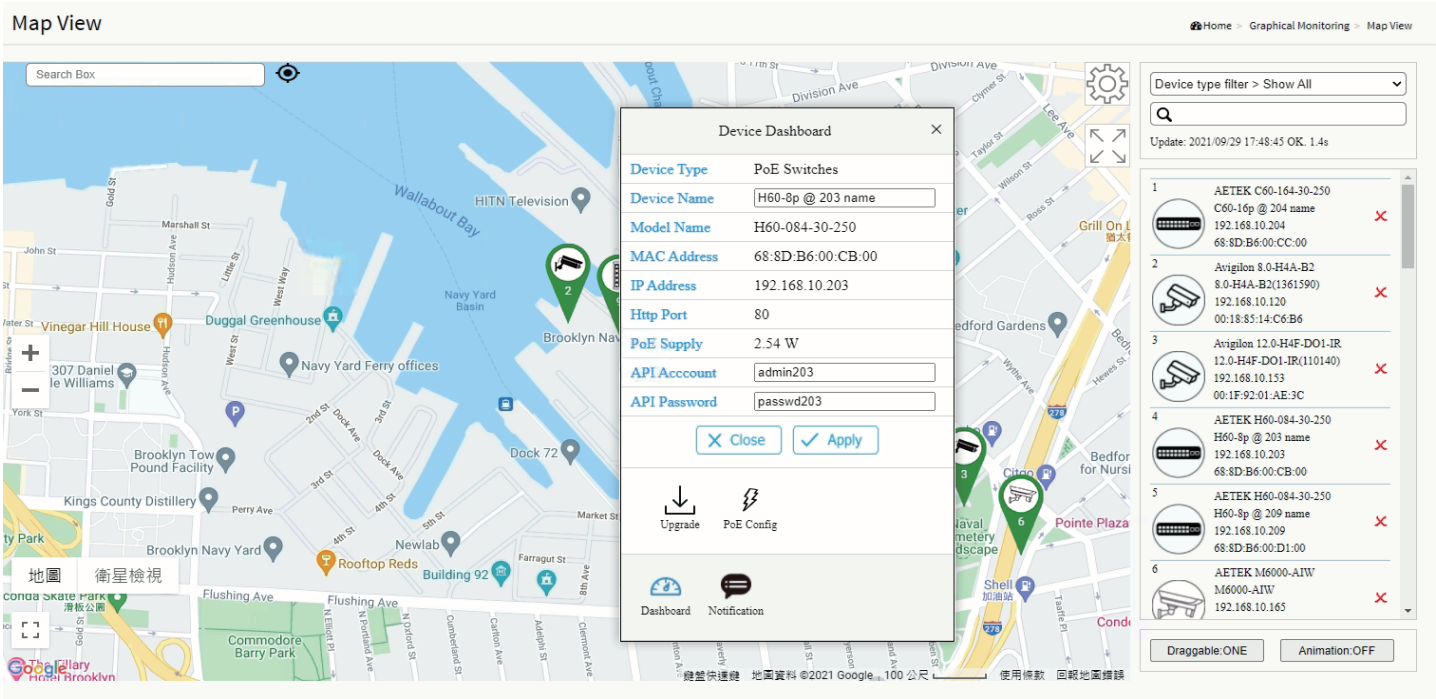

Cable Diagnostics

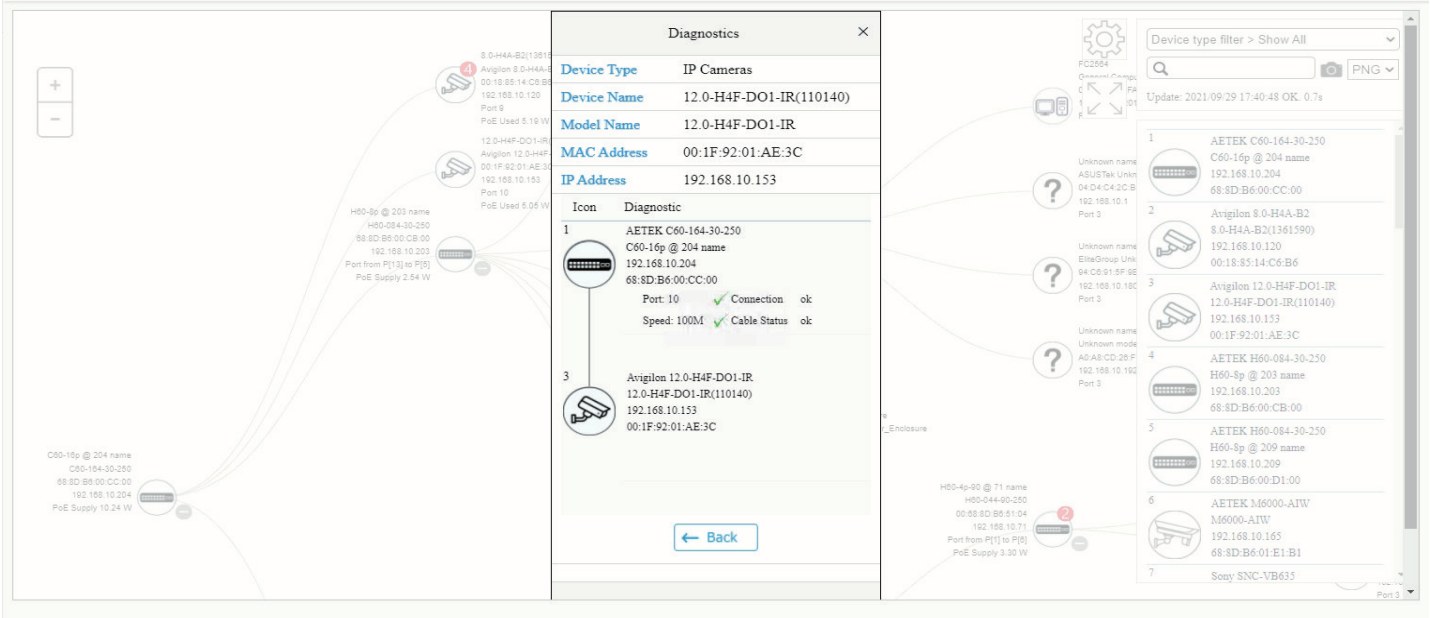

Technical Specifications - Software

IP Surveillance Graphical User Interface Specifications	
Auto Discovery	Discover IP cameras complying ONVIF automatically
Topology View	Generate Topology maps to manage IP cameras
Traffic Monitor	Comprehensive chart to show traffic status
Cable Diagnostic	Real time to verify the cable status
PoE Management	Reboot IP camera, alive checking, PoE configuration, PoE status, Link status
PoE Management	
Port Configuration	Supports per port PoE configuration function
PoE Scheduling	Supports per port PoE scheduling to turn on/off the PoE devices (PDs).
Auto-checking	Check the link status of PDs. Reboot PDs if there is no responses
Power Delay	The switch provides power to the PDs based on delay time when PoE switch boots up, in order to protect switch from misuse of the PDs.
Layer 2 Switching Specifications	
Spanning Tree Protocol (STP)	MAC Bridges Standard Spanning Tree 802.1d, Rapid Spanning Tree (RSTP) 802.1w, Multiple Spanning Tree (MSTP) 802.1s
IP/Mac Port Trunking	Link Aggregation Control Protocol (LACP) IEEE 802.3ad , Static aggregation.
VLAN	Supports up to 4K VLANs simultaneously (out of 4096 VLAN IDs), Port-based VLAN, 802.1Q tag-based VLAN
IGMP v1/v2 Snooping	IGMP limits bandwidth-intensive multicast traffic to only the requesters.
Layer 3 Switching Specifications	
DHCP Server	Assign IP to DHCP clients
Security	
Port Security	Locks MAC addresses to ports, and limits the number of learned MAC address
Storm Control	Prevents traffic on a LAN from being disrupted by a broadcast, multicast, or unicast storm on a port
Loop Protection	To prevent unknown unicast, broadcast and multicast loops in Layer 2 switching configurations.
QoS	
Classification	Port based, 802.1p VLAN priority based
Bandwidth Control	Ingress policer, Egress shaping and rate control, Per port
Management software	
Port Mirroring	Traffic on a port can be mirrored to another port for analysis with a network analyzer.
IEEE 802.1ab (LLDP)	Used by network devices for advertising their identities, capabilities, and neighbors on an IEEE 802ab local area network
Web GUI Interface	Built-in switch configuration utility for browser-based device configuration
SNMP	SNMP version1, 2c, 3
Flow Control	The IEEE 802.3x standard for monitoring high speed switched networks. It gives complete visibility into the use of networks enabling performance optimization, accounting/billing for usage, and defense against security threats
Firmware Upgrade	Web browser upgrade HTTP and TFTP
NTP	Network Time Protocol (NTP) is a networking protocol for clock synchronization between computer systems over packet-switched
Other Management	System, HTTP, HTTPS, DHCP Client, Cable Diagnostics, Syslog, IPV4/IPV6 Management

Technical Specifications-Hardware

	C60-082-30-130-V2	C60-164-30-250-V2	C60-244-30-370-V2
Software function: NTS(Monitoring and management of surveillance)			
NTS Edge	support	support	support
NTS Server	support	support	support
Networking			
Total Gigabit Ethernet Ports	10	20	28
Gigabit Ethernet 802.3af/at PoE Ports	8	16	24
Gigabit Ethernet SFP Ports (100M/1G)	2	2	2
Gigabit Ethernet RJ45/SFP Combo Ports	--	2	2
Forwarding Capacity	14.88Mpps	26.784 Mpps	38.688 Mpps
Mac Table	8K	8K	8K
Jumbo Frames	9,216 Bytes	9,216 Bytes	9,216 Bytes
Switching Capacity	20 Gbps	40 Gbps	56 Gbps
Power			
Input Power	100~240V AC	100~240V AC	100~240V AC
ESD	Contact ±4 KV, Air ±8 KV	Contact ±4 KV, Air ±8 KV	Contact ±4 KV, Air ±8 KV
Output Power per PoE Port	PoE IEEE 802.3af (Max. 15.4W) PoE+ IEEE802.3at (Max. 30W)	PoE IEEE 802.3af (Max. 15.4W) PoE+ IEEE802.3at (Max. 30W)	PoE IEEE 802.3af (Max. 15.4W) PoE+ IEEE802.3at (Max. 30W)
Output PoE Power Pin Assignment	12(+),36(-)	12(+),36(-)	12(+),36(-)
Standby Power Consumption	110V AC: 3.5W 240V AC: 3.36W	110V AC: 15.77W 240V AC: 15.29W	110V AC: 12.23W 240V AC: 11.56W
PoE Output Power Budget	120W	240W	370W
Power Supply	130W	250W	380W
Surge Protection per PoE Port	Common mode : ±6 KV	Common mode : ±6 KV	Common mode : ±6 KV
Surge Protection for AC power	4KV	4KV	4KV
Mechanical			
Dimensions (W x D x H)	270 x 180 x 44 mm (10.6 x 7.1 x 1.7 in)	440 x 200 x 44 mm (17.3 x 7.9 x 1.7 in)	440 x 200 x 44 mm (17.3 x 7.9 x 1.7 in)
Weight	1.95 kg (4.3 lb)	3 kg (6.61 lb)	3.2 kg (7.05 lb)
Console	RJ45	RJ45	RJ45
Cooling Fan	Fanless	1	2
Environmental limits			
Operating Temperature	0°C ~ 50°C (32°F ~ 122°F)	0°C ~ 50°C (32°F ~ 122°F)	0°C ~ 50°C (32°F ~ 122°F)
Storage Temperature	-20°C ~ 70°C (-4°F ~ 158°F)	-20°C ~ 70°C (-4°F ~ 158°F)	-20°C ~ 70°C (-4°F ~ 158°F)
Operating Humidity	10% to 90% non-condensing	10% to 90% non-condensing	10% to 90% non-condensing
Regulatory/ Approvals			
EMC	CE, FCC, VCCI, C-Tick	CE, FCC, VCCI, C-Tick	CE, FCC, VCCI, C-Tick
Safety	EN62368-1, UL60950-1	EN62368-1, UL60950-1	EN62368-1, UL60950-1
Surge	EN61000-4-5	EN61000-4-5	EN61000-4-5
MTBF	>50000 hours	>50000 hours	>50000 hours
Optional Accessories			
SFP Module	SFP Module Model Table		

Ordering Information

PoE Switches

C60-082-30-130-V2
- 8xGbE PoE+2xGbE SFP
- 100~240VAC

C60-164-30-250-V2
- 16xGbE PoE+2xGbE Combo RJ45/SFP +2xGbE SFP
- 100~240VAC

C60-244-30-370-V2
- 24xGbE PoE+2xGbE Combo RJ45/SFP +2xGbE SFP
- 100~240VAC

Optional Accessories

SFP Modules

SFP-SX-X5
Gigabit SFP Transceiver
- MMF
- 0.5 km
- 0°C ~70°C

SFP-SX-02
Gigabit SFP Transceiver
- MMF
- 2 km
- 0°C ~70°C

SFP-LX-10
Gigabit SFP Transceiver
- SMF
- 10 km
- 0°C ~70°C

SFP-LX-40
Gigabit SFP Transceiver
- SMF
- 40 km
- 0°C ~70°C

All specifications are subject to change without notice. Copyright © AETEK INC. All rights reserved.
6F, No.192-1, Lien-Cheng Rd., Chung-Ho, New Taipei City, 235, Taiwan, R.O.C. T: +886-2-82452822 E:sales@aetektec.com W: www.aetektec.com